

Scaled data based on original data using
LM-79-08 Approved Method: Electrical and Photometric Measurements of Solid-
State Lighting Products

Test Report Prepared for
Cooper Lighting Solutions
(formerly Eaton)

Brand: INVUE

Report Number: P401072

Luminaire Tested: **ENT-SA1B-727-U-SL2**

Issue Date: 5/20/2020

Test Information

Test Method: LM-79-08
Report Number: P401072
TEST IS SCALED FROM IESNA LM-79-08 TEST DATA (G1-2004-754-1)
Test Lab: INNOVATION CENTER
Issue Date: 5/20/2020
Manufacturer: COOPER LIGHTING SOLUTIONS (FORMERLY EATON)
Product Line: INVUE
Catalog Number: ENT-SA1B-727-U-SL2
Description: ENTRI LED LUMINAIRE
(1) 70 CRI, 2700K, 450mA LIGHTSQUARE WITH 16 LEDS AND TYPE II SPILL LIGHT ELIMINATOR OPTICS
Light Source: -
Ballast/Driver: ELECTRONIC DRIVER

Summary

Lumens per Lamp: N/A
Luminaire Lumens: 2832 lumens
Efficiency: N/A
Efficacy: 111.5 lumens/watt
Luminous Opening: Rectangular (W 0.5' x L: 0.5' x H: 0')
IES Classification: Type III - Medium - Non-Cutoff
BUG Rating: B1 - U0 - G1

Input Watts (W): 25.4
Input Voltage (V): NR
Input Current (Ain): NR
Voltage Rise (V): NR
Power Factor: NR
Total Harmonic Distortion (THDi): NR
Frequency (hertz): 60
Stabilization Time: NR
Operation Time: NR
Ambient Temperature (°C): NR
Test Distance: 25 FT

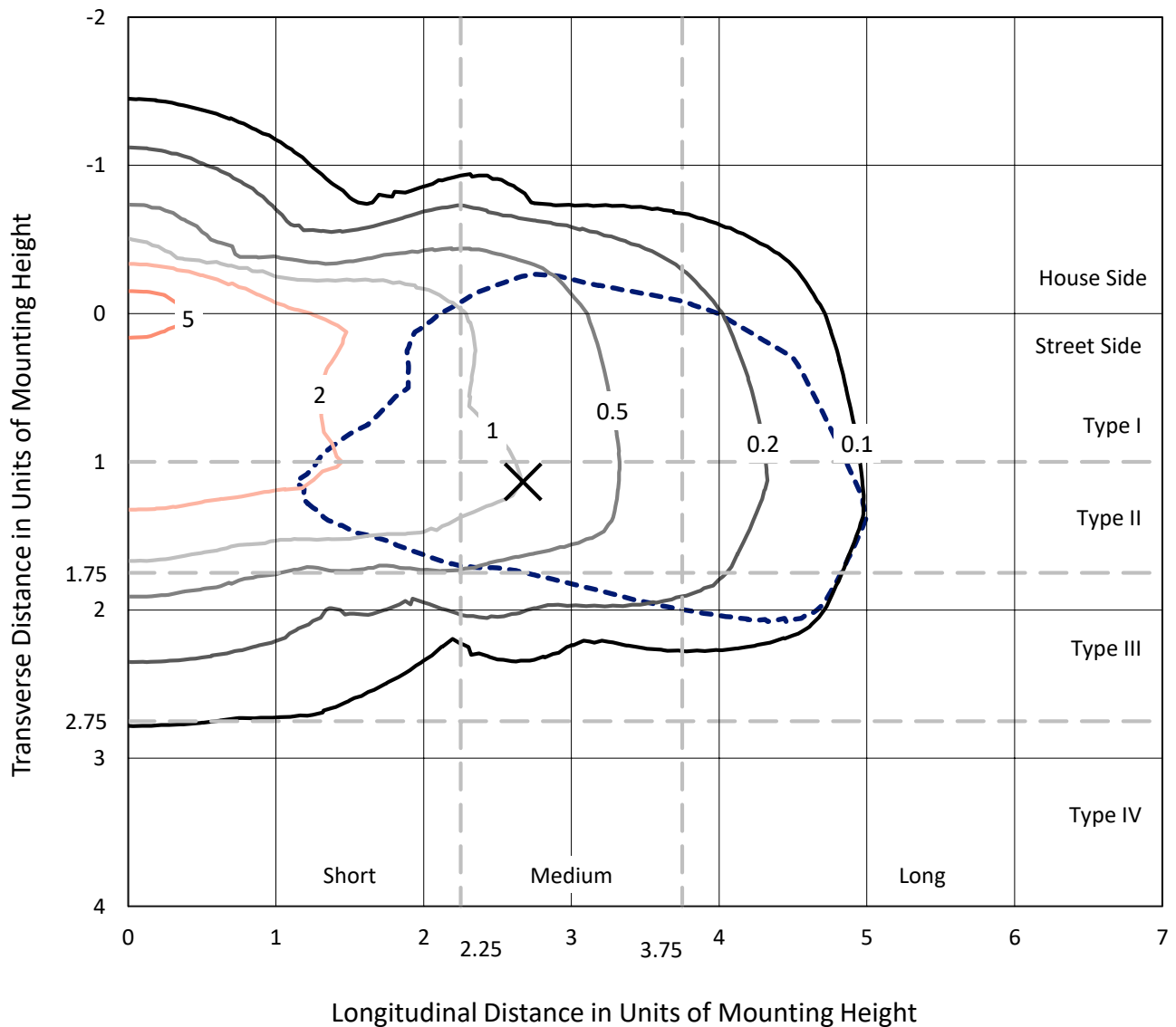


REPORT NUMBER: P401072

CATALOG NUMBER: ENT-SA1B-727-U-SL2

Iso-Footcandle Lines of Horizontal Illumination

× Max cd
 - - - 1/2 Max cd

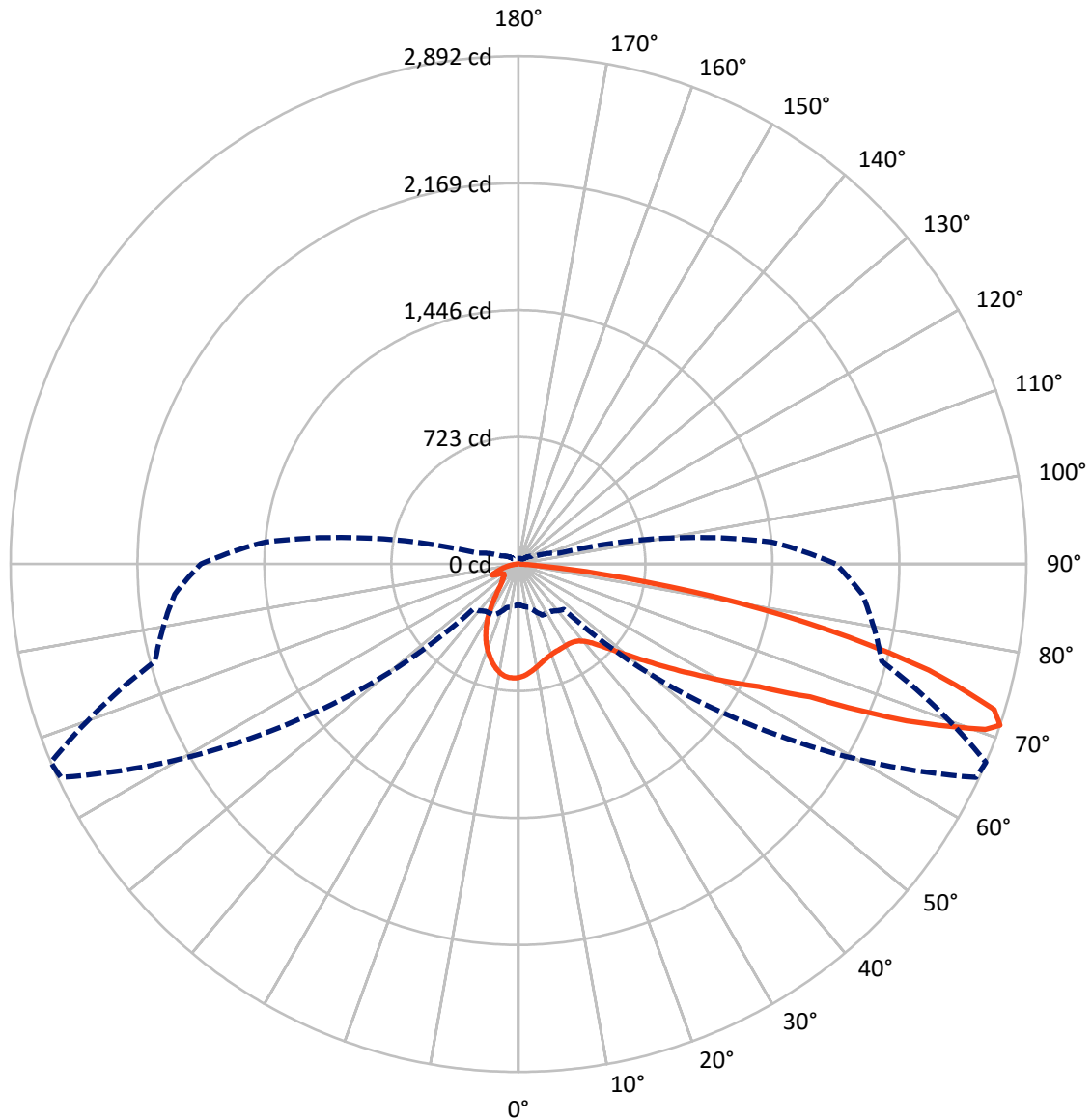


Based on 10 foot mounting height. Maximum calculated value = 6.5 fc
 Type III - Medium - Non-Cutoff

REPORT NUMBER: P401072

CATALOG NUMBER: ENT-SA1B-727-U-SL2

Luminous Intensity Polar Plot



— Vertical Plane Through 67-Deg Lateral - - - Horizontal Cone Through 71-Deg Vertical

REPORT NUMBER: P401072

CATALOG NUMBER: ENT-SA1B-727-U-SL2

FLUX DISTRIBUTION:

		Downward	Upward	Total
House Side	Lumens	580.2	0.0	580.2
	% Fixture	20.5	0.0	20.5
Street Side	Lumens	2251.8	0.0	2251.8
	% Fixture	79.5	0.0	79.5
Total	Lumens	2832.0	0.0	2832.0
	% Fixture	100.0	0.0	100.0

Coefficient of Utilization

ZONAL LUMENS:

Zone	Lumens	% Fixture
0°-10°	57.2	2.0
10°-20°	140.6	5.0
20°-30°	189.9	6.7
30°-40°	250.1	8.8
40°-50°	356.2	12.6
50°-60°	544.1	19.2
60°-70°	679.4	24.0
70°-80°	548.4	19.4
80°-90°	66.1	2.3
90°-100°	0.0	0.0
100°-110°	0.0	0.0
110°-120°	0.0	0.0
120°-130°	0.0	0.0
130°-140°	0.0	0.0
140°-150°	0.0	0.0
150°-160°	0.0	0.0
160°-170°	0.0	0.0
170°-180°	0.0	0.0
0°-90°	2832.0	100.0
0°-180°	2832.0	100.0



REPORT NUMBER: P401072

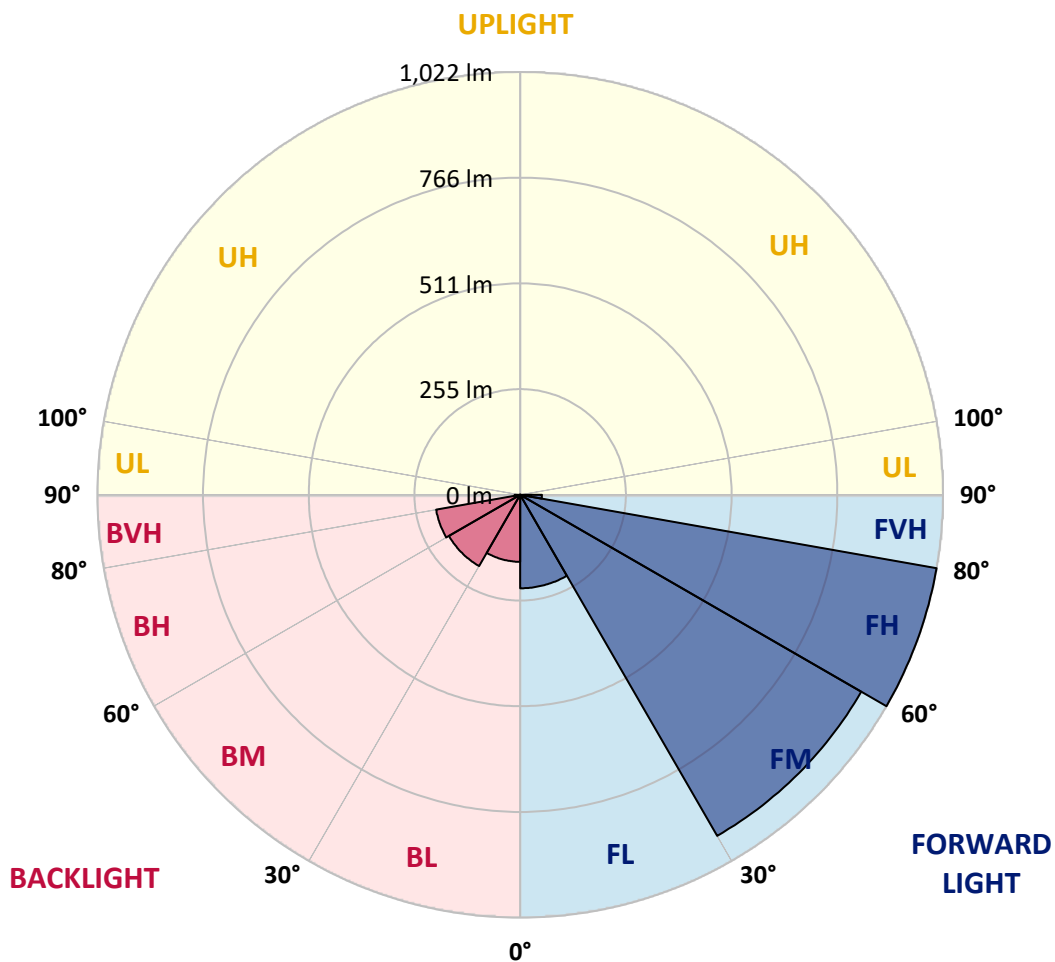
CATALOG NUMBER: ENT-SA1B-727-U-SL2

LUMINAIRE CLASSIFICATION SYSTEM LUMEN TABLE AND BUG RATING:

Zone		Lumens	% Fixture	Zone Rating/Lumen Limit		
				B	U	G
FL	(0°-30°)	225.8	8.0			
FM	(30°-60°)	951.6	33.6			
FH	(60°-80°)	1021.7	36.1			G1/1800
FVH	(80°-90°)	52.7	1.9			G1/100
BL	(0°-30°)	161.9	5.7	B1/500		
BM	(30°-60°)	198.8	7.0	B0/220		
BH	(60°-80°)	206.2	7.3	B1/500		G1/500
BVH	(80°-90°)	13.4	0.5			G1/100
UL	(90°-100°)	0.0	0.0		U0/0	
UH	(100°-180°)	0.0	0.0		U0/0	

BUG Rating: B1-U0-G1

Type III Medium





REPORT NUMBER: P401072

CATALOG NUMBER: ENT-SA1B-727-U-SL2

CANDELA DISTRIBUTION (FULL):

	0°	5°	15°	25°	35°	45°	55°	65°	67°	75°	85°
0°	645.8	645.8	645.8	645.8	645.8	645.8	645.8	645.8	645.8	645.8	645.8
2.5°	609.1	611.9	612.3	618.0	620.1	626.6	630.3	636.4	637.2	640.9	643.3
5°	569.5	569.9	572.4	577.3	585.0	596.8	605.8	620.9	623.8	634.4	643.7
7.5°	534.1	536.1	540.2	547.5	556.5	570.3	584.2	605.0	609.1	626.2	644.1
10°	510.0	512.1	515.3	523.5	532.4	547.9	564.6	588.7	593.2	616.8	642.9
12.5°	490.9	492.9	495.3	504.3	514.1	529.6	546.7	573.6	578.1	605.4	640.1
15°	478.2	478.6	481.9	489.2	500.2	515.3	532.4	560.2	565.5	596.4	639.2
17.5°	470.5	471.3	474.1	479.8	489.6	504.3	521.0	549.2	555.3	589.1	639.7
20°	470.9	471.7	473.3	475.4	482.3	494.9	512.5	541.0	547.1	584.6	642.5
22.5°	479.4	479.8	480.3	477.4	479.8	488.8	505.9	535.3	541.8	582.6	645.8
25°	495.7	495.7	494.9	488.4	483.1	486.8	502.3	533.3	539.8	580.9	649.0
27.5°	518.2	519.8	515.7	508.0	495.7	489.6	501.5	531.6	538.1	580.9	650.7
30°	548.7	549.6	547.9	537.7	517.8	501.0	503.9	530.4	536.9	580.1	651.1
32.5°	579.7	582.2	584.2	575.2	551.2	521.4	513.7	532.0	537.7	579.7	649.8
35°	611.1	612.7	622.5	620.9	594.8	552.0	529.6	538.6	543.4	581.8	650.7
37.5°	638.0	641.7	656.0	667.0	646.6	593.6	556.9	552.8	555.7	592.0	655.1
40°	667.0	672.3	693.5	714.3	705.3	645.8	595.6	578.5	577.7	610.7	666.2
42.5°	699.6	705.7	733.0	763.2	766.0	712.2	647.4	614.8	614.0	642.9	690.2
45°	737.9	743.6	780.7	816.6	834.1	786.4	711.0	666.2	666.6	687.8	728.5
47.5°	785.2	794.2	830.0	875.7	907.1	870.0	788.1	737.9	734.6	755.4	791.3
50°	851.7	859.0	888.8	933.2	988.2	971.1	885.1	824.3	821.9	831.7	875.3
52.5°	921.4	923.8	938.1	984.1	1076.7	1093.8	1004.5	931.6	922.2	927.5	979.7
55°	925.4	930.7	940.1	998.4	1156.2	1241.0	1136.2	1057.9	1045.7	1042.0	1098.3
57.5°	840.6	849.2	861.4	936.9	1159.5	1411.0	1323.3	1205.5	1183.5	1165.2	1225.1
60°	660.9	671.9	694.3	786.8	1076.7	1508.0	1635.6	1371.0	1351.5	1289.1	1349.0
62.5°	477.8	482.3	503.9	545.5	854.5	1513.7	1961.0	1587.1	1538.6	1409.8	1455.8
65°	384.9	392.2	398.7	398.3	505.9	1342.5	2177.0	1971.6	1825.2	1544.7	1573.3
67.5°	317.2	319.6	335.5	363.2	344.1	829.2	2198.6	2533.3	2385.0	1726.5	1712.7
70°	265.0	265.8	281.7	331.4	329.4	428.1	1843.5	2856.6	2820.8	2025.0	1930.8
71°	232.0	238.9	256.4	320.8	327.8	365.7	1566.3	2873.8	2891.7	2142.0	1964.6
72.5°	182.6	182.6	207.5	294.3	330.6	337.6	1154.2	2780.4	2832.2	2274.9	1905.9
75°	107.2	106.4	119.9	205.1	338.0	336.3	630.3	2310.8	2415.5	2298.9	1764.0
77.5°	60.3	61.6	68.9	114.2	268.3	322.9	362.0	1682.5	1806.0	1923.0	1491.7
80°	27.7	29.4	34.7	55.4	158.2	278.9	258.5	1092.6	1139.5	1155.8	704.9
82.5°	7.3	8.2	10.6	21.2	61.2	190.0	191.2	457.4	472.5	273.1	151.3
85°	0.0	0.0	0.0	0.0	0.8	23.2	54.2	82.4	68.5	36.3	31.0
87.5°	0.0	0.0	0.0	0.0	0.0	0.8	1.2	1.6	1.6	1.6	2.0
90°	0.0	0.0	0.0	0.0	0.0	0.0	0.0	0.0	0.0	0.0	0.0



REPORT NUMBER: P401072

CATALOG NUMBER: ENT-SA1B-727-U-SL2

CANDELA DISTRIBUTION (continued):

	90°	95°	105°	115°	125°	135°	145°	155°	165°	175°	180°
0°	645.8	645.8	645.8	645.8	645.8	645.8	645.8	645.8	645.8	645.8	645.8
2.5°	645.4	647.0	649.8	649.4	648.6	643.7	646.6	643.7	643.3	642.1	642.5
5°	647.0	649.4	651.1	647.4	641.3	630.7	627.0	617.6	611.5	608.3	606.6
7.5°	649.4	651.1	650.3	640.1	624.2	604.2	587.1	573.6	559.3	556.9	556.1
10°	649.4	651.1	644.5	625.0	597.7	566.3	540.2	518.2	496.2	488.0	489.2
12.5°	647.8	648.6	633.5	602.1	562.6	519.8	483.1	446.8	418.7	401.6	398.3
15°	646.6	645.4	618.9	573.6	521.0	468.0	412.6	363.7	330.2	307.8	304.9
17.5°	646.6	642.1	601.3	541.0	475.8	402.8	329.4	276.4	239.3	226.3	225.9
20°	647.4	637.6	582.6	507.2	419.5	325.3	245.8	200.6	186.7	184.7	185.1
22.5°	648.2	631.5	562.2	468.8	356.7	242.6	175.7	159.4	160.6	165.5	165.1
25°	647.4	623.3	538.1	426.0	288.2	174.9	141.9	137.8	145.1	150.8	152.5
27.5°	645.4	612.7	512.5	375.1	219.7	137.8	123.9	123.5	130.9	136.2	135.8
30°	639.2	600.1	482.7	321.3	158.6	117.4	111.7	112.9	117.8	122.7	122.7
32.5°	632.7	585.8	451.3	262.5	121.9	106.4	104.4	104.8	108.0	111.7	111.3
35°	625.8	572.0	419.1	201.4	106.8	99.9	99.1	98.7	99.9	100.7	100.7
37.5°	621.7	559.7	383.6	151.7	98.7	95.8	94.2	92.5	92.1	91.3	90.5
40°	623.3	551.6	349.4	117.4	93.8	91.3	88.9	86.4	84.8	84.0	83.6
42.5°	634.8	549.2	311.5	101.1	89.3	87.2	84.0	79.9	78.3	78.3	77.9
45°	661.3	556.5	276.0	93.0	85.2	82.8	77.5	74.6	73.4	73.8	73.8
47.5°	702.8	577.3	244.2	88.9	82.4	78.7	72.6	69.7	68.9	69.3	69.3
50°	765.2	616.4	211.6	85.2	79.1	74.2	68.9	65.6	64.4	64.4	64.4
52.5°	856.5	680.8	187.9	82.8	76.2	70.5	65.2	61.6	59.9	59.9	59.5
55°	967.8	764.8	179.0	81.1	72.6	67.3	61.6	57.9	55.4	54.6	55.0
57.5°	1089.7	873.7	192.0	80.7	68.5	63.6	57.9	53.4	51.0	50.6	50.1
60°	1215.3	981.7	229.5	78.7	65.2	59.1	53.8	49.7	47.3	46.5	46.1
62.5°	1323.7	1089.3	291.5	77.1	62.8	55.0	49.3	45.7	43.6	42.4	42.4
65°	1454.6	1212.9	386.1	79.1	61.6	51.0	45.3	42.0	40.4	39.1	39.1
67.5°	1633.2	1395.9	457.8	88.9	64.4	47.7	40.8	38.3	37.1	36.3	36.3
70°	1808.9	1498.6	318.4	104.4	71.8	44.8	36.7	35.1	34.2	33.4	33.4
71°	1806.4	1443.6	239.3	108.0	74.2	44.0	35.1	33.8	33.0	32.6	32.2
72.5°	1715.9	1312.3	171.6	104.8	73.0	41.6	33.0	31.8	31.0	31.0	30.6
75°	1539.0	1156.6	134.1	87.7	61.2	37.1	29.4	28.5	27.7	27.3	27.7
77.5°	1261.0	925.4	105.6	69.3	46.5	30.6	26.1	24.9	24.5	24.1	24.5
80°	579.3	403.2	77.1	53.8	34.7	24.5	22.0	21.6	21.2	20.8	20.8
82.5°	139.4	112.9	41.2	35.9	23.6	18.8	17.5	17.5	17.5	17.1	17.1
85°	30.6	30.6	16.7	16.7	14.3	13.0	13.9	13.9	13.9	13.0	13.0
87.5°	1.6	4.9	5.3	7.7	8.2	7.7	9.4	9.8	9.4	9.0	8.6
90°	0.0	0.0	0.0	0.0	0.0	0.0	0.0	0.0	0.0	0.0	0.0

(END OF REPORT)